


# BUILD A BUG HOTEL



Wilderness Wednesdays Mini-  
Book Series

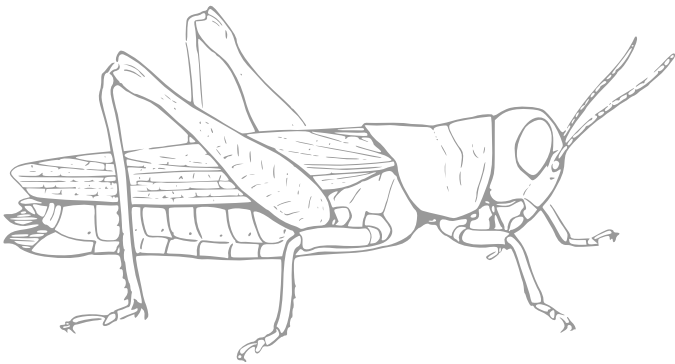


# LEARNING OBJECTIVES



By the end of this activity, your child will:

- Understand the purpose of a bug hotel and its role in ecosystems
- Identify common backyard insects
- Practice sorting and building using natural materials
- Develop observation and documentation skills through journaling
- Cultivate mindfulness, empathy, and appreciation for tiny creatures




This printable mini-book blends STEM, art, and outdoor learning - all in your own backyard.

# WELCOME TO YOUR BUG HOTEL ADVENTURE!



Bugs are builders, cleaners, pollinators, and protectors of the earth - and they deserve a cozy place to stay!

In this project, you'll design a bug hotel from natural materials you can find in your yard, garden, or park. No two hotels are the same - that's the fun of it! Whether you create a five-star luxury lodge or a hidden bug cave, you're helping nature and building STEM skills at the same time.



So gather your supplies, grab your journal, and let's build something beautiful for our tiny friends.

“THE MORE YOU LOOK, THE MORE YOU SEE.” — UNKNOWN



# HOW TO BUILD A BUG HOTEL



**Step 1:** Choose your base: A small wooden box, flower pot, or shoebox works great.

**Step 2:** Gather materials: Sticks, leaves, bark, pinecones, rocks, grass, seed pods.



**Step 3:** Sort and layer: Group similar items into little “rooms.”

**Step 4:** Add personality: Name your hotel, decorate the sides, or add a sign!

**Step 5:** Find a home: Place it in a shady spot near plants or trees.

**Step 6:** Observe: Be patient. Bugs will come if you let nature do the rest!

# WHO MIGHT CHECK IN?



Ladybugs



Beetles



Roly-polies



Earthworms



Ants

Bug Tip: Some bugs love dark, damp spaces while others like it warm and dry. Include a variety of materials in your hotel to attract different guests!

# NATURE JOURNAL PROMPTS



- Draw what your bug hotel looks like today.
- What materials did you use?
- What's the busiest part of your hotel?
- If you could shrink down and stay in your bug hotel, what would it be like?
- What do you think bugs do all day?
- What colors do you see on the bugs near your hotel?
- How do the bugs move? (Crawl? Jump? Wiggle?)
- Which "room" in your hotel seems most popular? Why do you think that is?
- Can you identify any of the bugs using a guide or field app?
- What materials in your hotel seem to attract more bugs?
- If you were a bug staying in the hotel, which room would you choose and why?
- Draw a bug family checking into your hotel. What are their names?
- Write a short story or comic strip about a day in the life of a bug guest.
- What would you pack for a vacation if you were a bug visiting this hotel?
- What changes would you make to your hotel after watching it for a week?

# DID YOU KNOW?



- Ladybugs eat garden pests like aphids - they're nature's helpers!
- Roly-polies aren't insects - they're crustaceans!
- Ants leave scent trails to help others find food.
- Some beetles glow in the dark.
- Earthworms help plants grow by turning soil.
- Ants can lift objects 50x their body weight - that's like a kid lifting a car!
- Butterflies "taste" with their feet to decide if a plant is safe to lay eggs on.
- Some insects, like butterflies and beetles, go through metamorphosis - transforming from egg to larva to adult.
- Worms have five hearts - and no lungs! They breathe through their skin.

Nature is amazing when you look up close!

# BUG HOTEL VISITOR LOG



Date: \_\_\_\_\_

Location: \_\_\_\_\_

Bug Type: \_\_\_\_\_

Notes or Sketch:

Date: \_\_\_\_\_

Location: \_\_\_\_\_

Bug Type: \_\_\_\_\_

Notes or Sketch:

Date: \_\_\_\_\_

Location: \_\_\_\_\_

Bug Type: \_\_\_\_\_

Notes or Sketch:

Date: \_\_\_\_\_

Location: \_\_\_\_\_

Bug Type: \_\_\_\_\_

Notes or Sketch:

# BUG HOTEL VISITOR LOG



Date: \_\_\_\_\_

Location: \_\_\_\_\_

Bug Type: \_\_\_\_\_

Notes or Sketch:

Date: \_\_\_\_\_

Location: \_\_\_\_\_

Bug Type: \_\_\_\_\_

Notes or Sketch:

Date: \_\_\_\_\_

Location: \_\_\_\_\_

Bug Type: \_\_\_\_\_

Notes or Sketch:

Date: \_\_\_\_\_

Location: \_\_\_\_\_

Bug Type: \_\_\_\_\_

Notes or Sketch:

# BACKYARD BUG BINGO



Bug with spots	Bug hiding under a log	Bug with wings
Bug with long legs	Bug in your hotel	Bug on a flower
Bug that jumps	Bug on a leaf	Bug crawling fast





# BACKYARD BUG BINGO



Bug with a shiny body	Bug with spots	Bug on a leaf
Bug with stripes	Bug burrowing in the dirt	Bug in your hotel
Bug on a flower	Bug with long legs	Bug with wings



# BACKYARD BUG BINGO



Bug hiding under a log	Bug with wings	Bug crawling fast
Bug burrowing in dirt	Bug that jumps	Bug with long legs
Bug with a shiny body	Bug with spots	Bug with stripes



# WANT TO LEARN MORE?

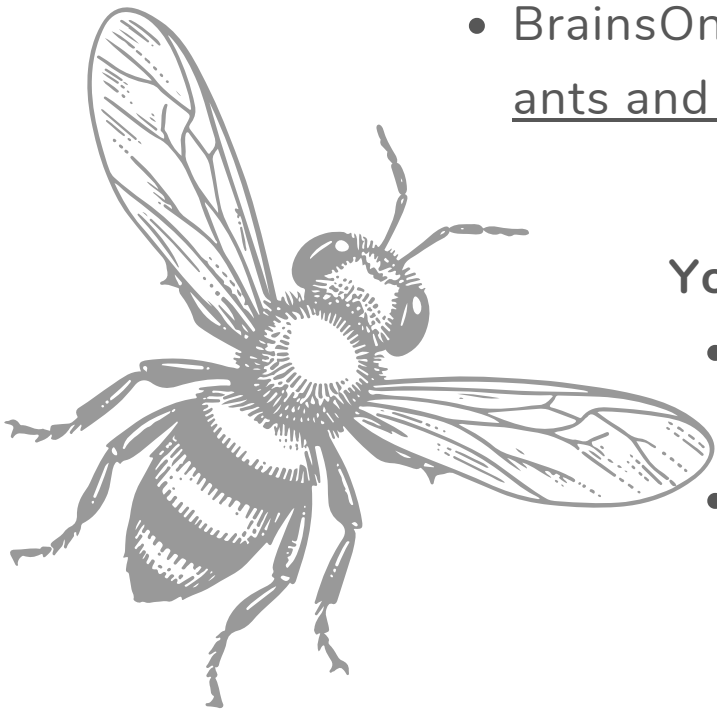


## Books:

- The Book of Brilliant Bugs by Jess French
- Nature Anatomy: The Curious Parts and Pieces of the Natural World(Page 69-95) by Julia Rothman

## Podcast Episodes:

- BrainsOn!- Mosquitoes: What are they good for?
- BrainsOn!- Walking on walls: How ants and spiders do it



## YouTube Shows:

- SciShow Kids - Inspect An Insect
- National Geographic Kids - Buggin' Out- Weird But True

# BUG FRIENDLY MINDFULNESS



## BUG BREATHS:

Inhale like you're crawling up a branch...

Exhale like you're curling up to rest.

Take 3 to 5 slow breaths to calm your  
body before observing.

## REPEAT THESE AFFIRMATIONS THREE TIMES

"I notice the tiniest wonders around me."

"I build with care and kindness."

"I am patient like a spider spinning a web."


"Every bug has a place in nature and so do  
I."

# YOU ARE A BUG ARCHITECT!



You built a place for tiny creatures to rest,  
hide, and explore. That's real nature  
stewardship.

Keep checking your bug hotel every day.  
See what changes. Notice who comes and  
goes.



Keep drawing, wondering, and building.  
The bugs are grateful, and the earth is  
better because of you.

## HAPPY BUG WATCHING!

